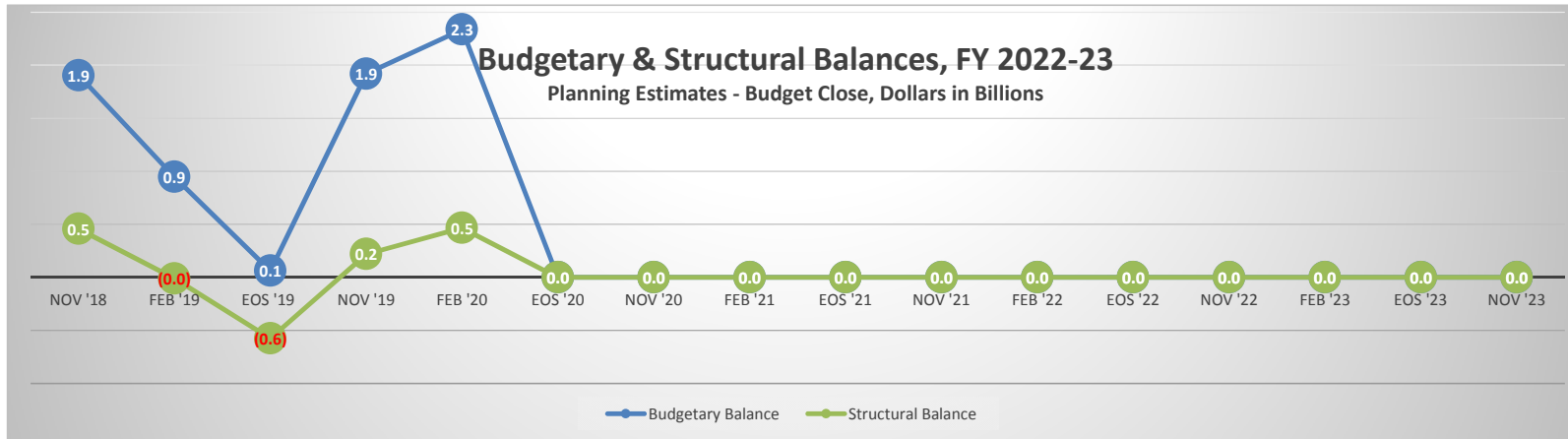


The Ongoing FY 2022-23 General Fund Budget

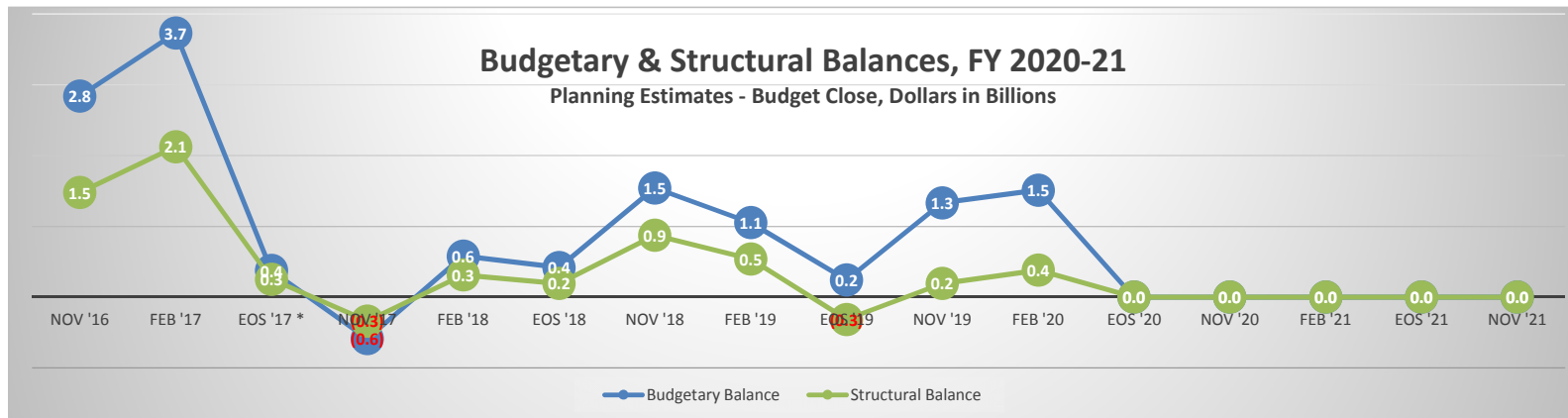
Forecast/EOS	Planning Estimate Forecasts		Planning Estimates After Budget Session	Planning Estimate Forecasts		Planning Estimates After Supp'tl Session	Estimates Before Budget Established		Budget Initially Set	Estimates of Enacted Budget		Supp'tl Budget	Estimates of Enacted Budget with Supplemental Changes		Final Action	Final Look, Budget Close
	Nov '18	Feb '19	EOS '19	Nov '19	Feb '20	EOS '20	Nov '20	Feb '21	EOS '21	Nov '21	Feb '22	EOS '22	Nov '22	Feb '23	EOS '23	Nov '23
Carryforward	4.1	3.6	2.8	4.2	4.4											
Current Revenues	50.7	50.2	50.7	51.5	51.5											
Total Revenues	54.8	53.8	53.4	55.6	55.9											
Spending	50.3	50.2	51.3	51.3	51.0											
Reserves	2.6	2.6	2.1	2.5	2.5											
Budgetary Balance	1.906	0.946	0.063	1.920	2.337	0.000	0.000	0.000	0.000	0.000	0.000	0.000	0.000	0.000	0.000	0.000
Structural Balance	0.456	(0.011)	(0.576)	0.220	0.466	0.000	0.000	0.000	0.000	0.000	0.000	0.000	0.000	0.000	0.000	0.000



The Ongoing FY 2020-21 General Fund Budget

	Planning Estimate Forecasts		Planning Estimates After Budget Session	Planning Estimate Forecasts		Planning Estimates After Supp'tl Session	Estimates Before Budget Established		Budget Initially Set	Estimates of Enacted Budget		Supp'tl Budget	Estimates of Enacted Budget with Supplemental Changes		Final Action	Final Look, Budget Close
	Nov '16	Feb '17	EOS '17 *	Nov '17	Feb '18	EOS '18	Nov '18	Feb '19	EOS '19	Nov '19	Feb '20	EOS '20	Nov '20	Feb '21	EOS '21	Nov '21
Forecast/EOS	Nov '16	Feb '17	EOS '17 *	Nov '17	Feb '18	EOS '18	Nov '18	Feb '19	EOS '19	Nov '19	Feb '20	EOS '20	Nov '20	Feb '21	EOS '21	Nov '21
Carryforward	3.7	3.6	2.2	1.8	2.3	2.3	3.2	3.0	3.1	4.0	4.0					
Current Revenues	48.5	49.4	48.3	47.6	48.1	48.1	48.3	47.9	48.2	48.7	48.8					
Total Revenues	52.3	53.0	50.4	49.5	50.5	50.4	51.5	51.0	51.2	52.6	52.7					
Spending	47.1	47.2	48.0	48.0	47.8	47.9	47.5	47.4	48.5	48.5	48.4					
Reserves	2.4	2.0	2.0	2.1	2.1	2.1	2.5	2.5	2.5	2.8	2.8					
Budgetary Balance	2.840	3.733	0.376	(0.586)	0.580	0.419	1.544	1.052	0.242	1.332	1.513	0.000	0.000	0.000	0.000	0.000
Structural Balance	1.479	2.125	0.254	(0.338)	0.313	0.194	0.873	0.538	(0.315)	0.193	0.380	0.000	0.000	0.000	0.000	0.000

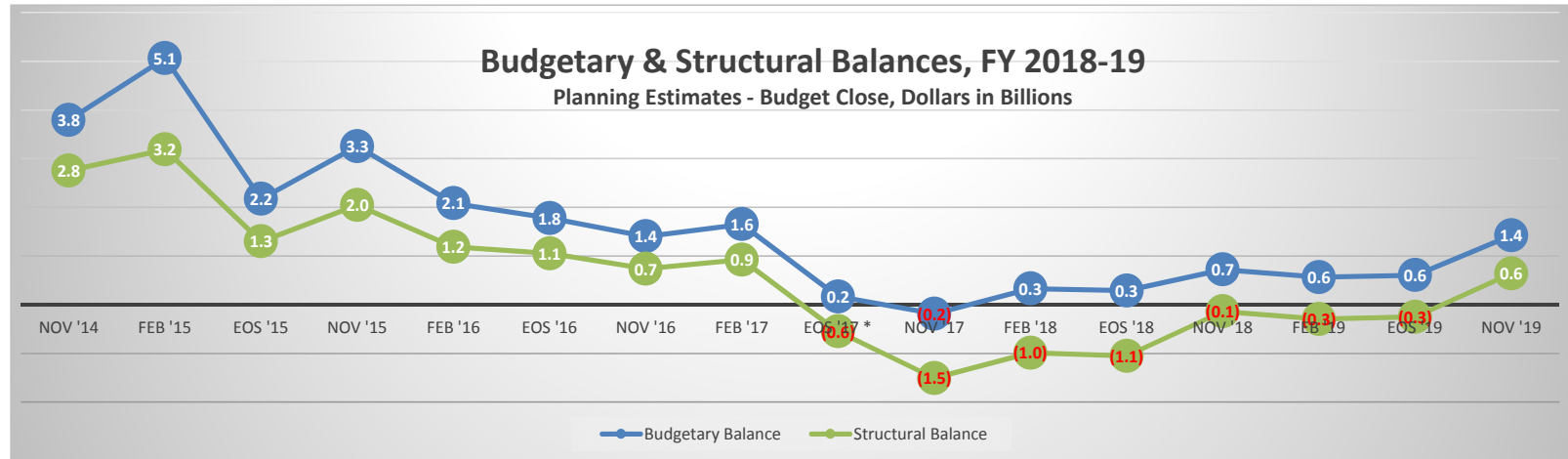
* 2017 EOS Data also includes Ramsey County District Court ordered funding for the state legislature.



The Ongoing FY 2018-19 General Fund Budget

	Planning Estimate Forecasts		Planning Estimates After Budget Session	Planning Estimate Forecasts		Planning Estimates After Supp'tl Session	Estimates Before Budget Established		Budget Initially Set	Estimates of Enacted Budget		Supp'tl Budget	Estimates of Enacted Budget with Supplemental Changes		Final Action	Final Look, Budget Close
	Nov '14	Feb '15		Nov '15	Feb '16		Nov '16	Feb '17		Nov '17	Feb '18		Nov '18	Feb '19		
Forecast/EOS	Nov '14	Feb '15	EOS '15	Nov '15	Feb '16	EOS '16	Nov '16	Feb '17	EOS '17 *	Nov '17	Feb '18	EOS '18	Nov '18	Feb '19	EOS '19	Nov '19
Carryforward	2.4	3.2	2.2	3.2	2.9	2.7	3.0	2.7	2.7	3.3	3.3	3.3	3.3	3.3	3.3	3.3
Current Revenues	45.8	46.3	46.3	46.6	45.7	45.8	45.3	45.7	45.0	44.4	44.8	44.8	45.4	45.2	45.2	46.0
Total Revenues	48.2	49.5	48.5	49.8	48.6	48.5	48.3	48.4	47.7	47.8	48.1	48.1	48.7	48.5	48.6	49.4
Spending	43.1	43.1	45.0	44.6	44.5	44.8	44.6	44.7	45.6	46.0	45.8	45.9	45.5	45.5	45.5	45.4
Reserves	1.3	1.3	1.3	2.0	2.0	2.0	2.3	2.0	2.0	2.0	2.0	2.0	2.5	2.5	2.5	2.6
Budgetary Balance	3.789	5.060	2.170	3.253	2.081	1.776	1.400	1.650	0.163	(0.188)	0.329	0.288	0.720	0.563	0.606	1.4
Structural Balance	2.751	3.184	1.298	2.046	1.184	1.051	0.736	0.922	(0.551)	(1.508)	(0.988)	(1.054)	(0.139)	(0.296)	(0.253)	0.6

* 2017 EOS Data also includes Ramsey County District Court ordered funding for the state legislature.



The Ongoing FY 2016-17 General Fund Budget

	Planning Estimate Forecasts		Planning Estimates After Budget Session	Planning Estimate Forecasts		Planning Estimates After Supp'tl Session	Estimates Before Budget Established		Budget Initially Set	Estimates of Enacted Budget		Supp'tl Budget	Estimates of Enacted Budget with Supplemental Changes		Final Action	Final Look, Budget Close
	Nov '12	Feb '13	EOS '13	Nov '13	Feb '14	EOS '14	Nov '14	Feb '15	EOS '15	Nov '15	Feb '16	EOS '16	Nov '16	Feb '17	EOS '17	Nov '17
Forecast/EOS																
Carryforward	(0.1)	0.4	1.1	1.9	2.3	1.2	1.7	1.9	1.4	2.1	2.1	2.1	2.1	2.1	2.1	2.1
Current Revenues	38.7	39.3	41.5	43.0	43.3	42.3	41.9	42.5	42.6	42.7	42.3	42.4	42.4	42.4	42.4	42.5
Total Revenues	38.6	39.7	42.5	44.8	45.6	43.5	43.6	44.3	44.1	44.8	44.4	44.5	44.5	44.5	44.5	44.6
Spending	38.4	38.5	40.7	40.8	40.7	41.7	41.2	41.1	41.8	41.7	41.5	41.8	41.5	41.8	41.8	41.3
Reserves	1.0	1.0	1.0	1.0	1.0	1.2	1.3	1.4	1.4	2.0	2.0	2.0	2.3	2.0	2.0	2.3
Budgetary Balance	(0.841)	0.156	0.782	3.040	3.855	0.603	1.037	1.869	0.865	1.206	0.900	0.729	0.678	0.743	0.730	0.995
Structural Balance	0.263	0.783	0.735	2.197	2.599	0.548	0.637	1.368	0.795	1.063	0.765	0.593	0.879	0.618	0.605	1.230

